



VESP

**VANUATU EDUCATION
SUPPORT PROGRAM**

VESP II – Mid-Year Context Analysis

September 2021

10 September 2021 – Reviewed November 2021

GOUVERNEMENT
DE LA REPUBLIQUE
DE VANUATU
MINISTRE DE
L'EDUCATION ET DE LA
FORMATION



GOVERNMENT
OF THE REPUBLIC
OF VANUATU
MINISTRY OF EDUCATION
AND TRAINING



Vanuatu Education Support Program is managed by Tetra Tech International Development – Asia Pacific, on behalf of the Australian Government

Table of contents

1	MoET 2020 Budget Execution	3
	1.1 Payroll	5
	1.2 Operations	7
2	MoET 2021 Budget Execution	9
	2.1 2021 Budget Changes	11
	2.2 2021 Expenditure to Date	12
	2.3 Expected Budget Changes	13
	2.4 2021 Supplementary Requests	14
	2.5 2022 Budget Submission	14
3	New policy developments	17
	3.1 MoET policies and regulatory changes	17
	3.2 Regulatory developments	17
	3.3 Political changes	17

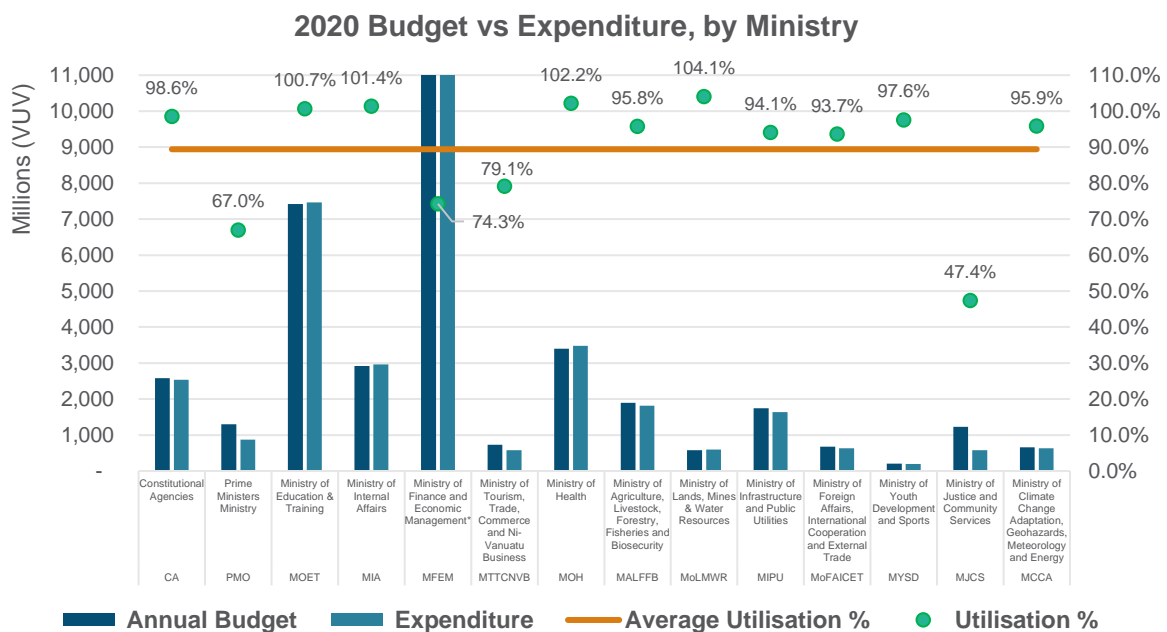
Acronyms

COM	Council of Ministers
COVID-19	Coronavirus Disease of 2019
DG	Director General
ECCE	Early Childhood Care and Education
ESD	Education Services Directorate
ESPIG	Education Sector Program Implementation Grant
FAD	Finance and Administration Directorate
GPE	Global Partnership for Education
GRT	Government Remuneration Tribunal
IERC	Inclusive Education Resource Centre
MALFFB	Ministry of Agriculture, Livestock, Forestry, Fisheries and Biosecurity
MFEM	Ministry of Finance and Economic Management
MIA	Ministry of Internal Affairs
MIPU	Ministry of Infrastructure and Public Utilities
MoET	Ministry of Education and Training
MoH	Ministry of Health
NPPs	New Policy Proposals
OSA	Official Salaries Act
PD	Professional Development
PEO	Provincial Education Office
PPU	Policy and Planning Unit
PSP	Parent Support Program
SIO	School Improvement Officer
TVET	Tertiary and Vocational Education and Training
VESP	Vanuatu Education Support Program
VITE	Vanuatu Institute of Teacher Education

1 MoET 2020 Budget Execution

In 2020, the Ministry of Education and Training (MoET) spent a total of VUV 7,467,084,902 against its recurrent budget appropriation of VUV 7,417,079,096, representing an overall budget utilisation of 100.7% and an overspend of approximately VUV 50 million (less than 1% against budget). This compares to an average budget utilisation across government ministries of 89.4% and a combined budget utilisation of 85.5% for the government. Comparative figures for other government ministries are presented in the figure below.

Figure 1: 2020 Government of Vanuatu Budget and Expenditure, by Ministry



MoET’s represents one of the largest single ministries within the government regarding the budget – only the Ministry of Finance and Economic Management (MFEM)¹ is larger. It is therefore difficult to compare MoET’s performance with others. The most appropriate comparisons are with other large (budget greater than VUV 1 billion) service delivery agencies, such as the Ministry of Health (MoH), Ministry of Infrastructure and Public Utilities (MIPU) and Ministry of Internal Affairs (MIA) and Ministry of Agriculture, Livestock, Forestry, Fisheries and Biosecurity (MALFFB). The average utilisation rate among these ministries (including MoET) is 98.8%, with MoET’s utilisation rate representing the median (100.7%).

81.3% of MoET’s 2020 budget appropriation (and in turn, expenditure) is held with Education Services Directorate (ESD), with a budget allocation of VUV 5,996,664,018. Actual expenditure in 2020 slightly exceeded this, with ESD expenditure of VUV 6,071,868,501, representing 80.8% of total expenditure and an overspend against ESD budget of 1.3%. This mostly relates to teachers’ salaries and primary and secondary school grants.

The remaining 18.7% of the budget is spread across the other three (3) directorates of Tertiary Education, Finance and Administration (FAD), and Policy and Planning Unit (PPU), as well as the offices

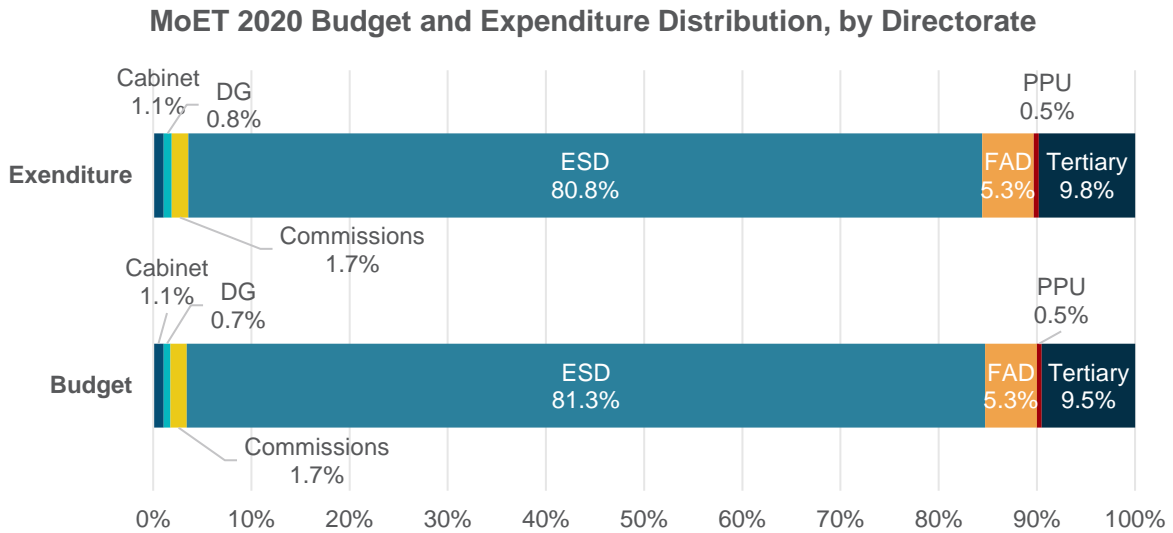
¹ MFEM manages budget and expenditure for a range of central functions on behalf of government. These include central payments (cost centre 3512), public debt repayments (cost centre 3513), the emergency fund (cost centre 3518) and fiscal stimulus payments (cost centre 35C1). When these cost centres are excluded, MFEM’s total budget for 2020 is VUV 3,796,559,526 (51.2% of MoET’s 2020 budget) and total expenditure for 2020 is VUV 3,568,406,881 (47.8% of MoET’s 2020 expenditure).

Vanuatu Education Support Program Phase II

Mid-Year Context Analysis | September 2021

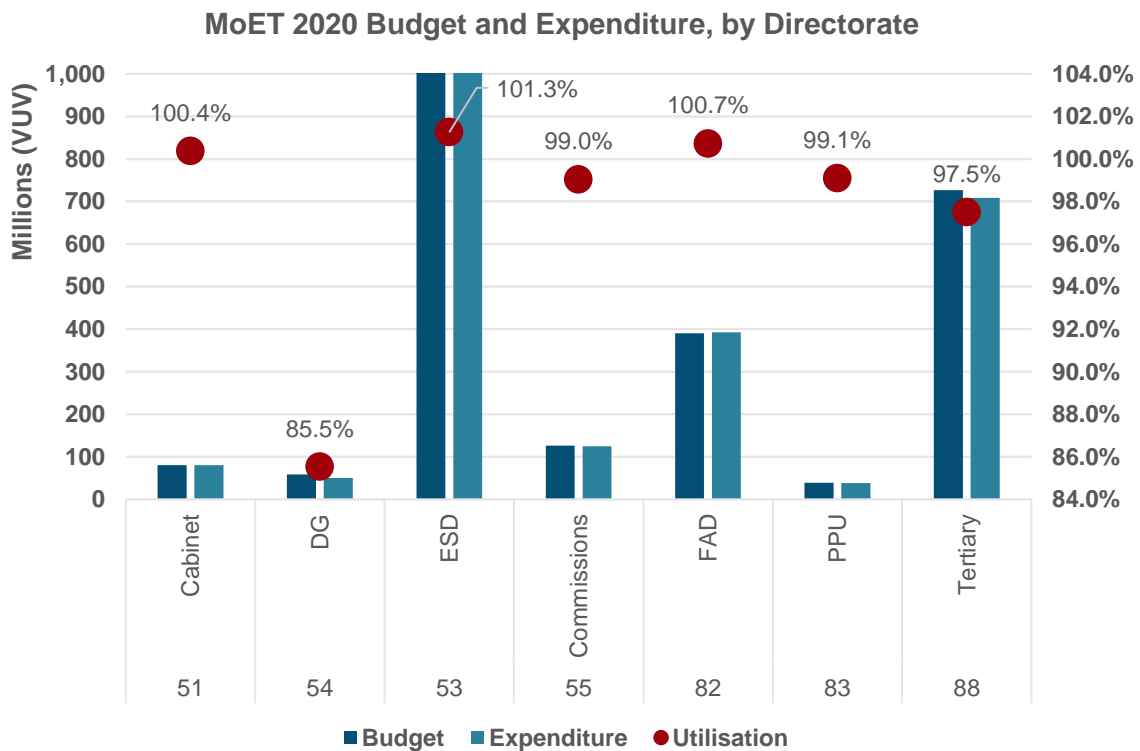
of the Minister (Cabinet), the Director General (DG) and the various statutory commissions and authorities that fall under the jurisdiction of MoET. The distribution of budget and expenditure across the directorates is presented in the figure below.

Figure 2: 2020 MoET Budget and Expenditure Distribution, by Directorate



Budget utilisation rates vary across these directorates, from 85.5% for the Office of the DG to 101.3% for ESD. The budget, expenditure and utilisation rates of each directorate are presented in the figure below.

Figure 3: 2020 MoET Budget and Expenditure, by Directorate



Vanuatu Education Support Program Phase II

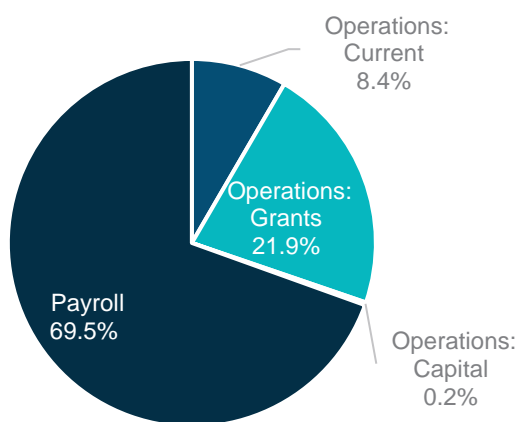
Mid-Year Context Analysis | September 2021

For MoET, payroll costs represent most of its budget (VUV 5,155,609,770) and expenditure (VUV 5,186,353,438), accounting for 69.5% of the total annual budget appropriation and total expenditure in 2020. More broadly, this is significantly higher than for the government, where payroll accounts for just 42.7% of expenditure (and 34.2% of budget)².

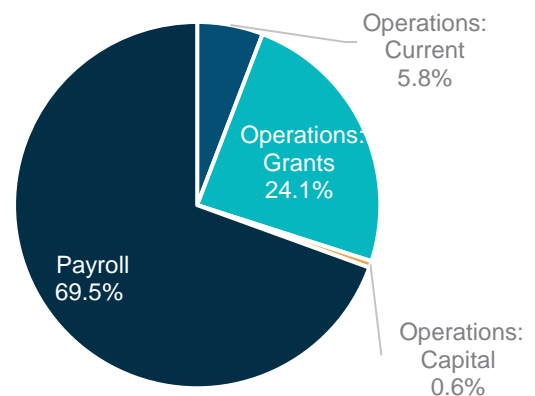
Operational costs represented 30.5% of MoET's budget (VUV 2,261,469,326) and expenditure (VUV 2,280,731,464) in 2020. This reflected a small (0.9%) budget overspend of VUV 19,262,138 across the year.

The budget and expenditure distribution across payroll and operational expenditure types is presented in the Figures below.

MoET 2020 Budget Distribution, by Expenditure Type



MoET 2020 Expenditure Distribution, by Expenditure Type



Further details of payroll and operations expenditure in 2020 are discussed in the sections below.

1.1 Payroll

Most of MoET's payroll expenditure (VUV 4,990,382,382, representing 96.2%) relates to routine payroll costs, such as permanent wages, provident fund contributions and scheduled allowances (i.e., family allowance and housing allowances). An additional 3.5% (VUV 182,515,092) relates to 'unscheduled' payroll costs, including acting, responsibility and other allowances and overtime payments.

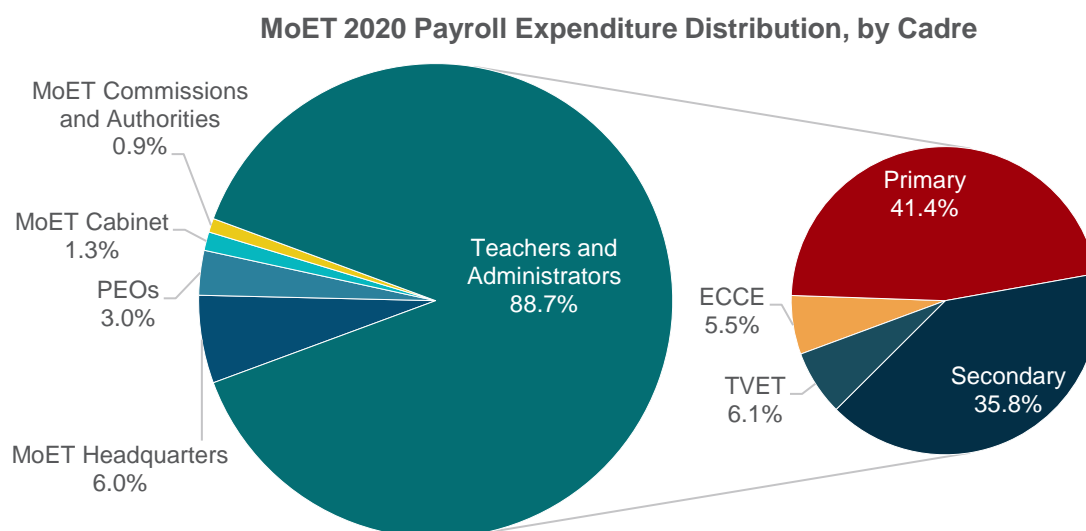
MoET payroll costs include salaries and related costs for teachers and administrators, MoET staff at headquarters and provincial education offices and other statutory authorities under the jurisdiction of MoET (such as the Teaching Services Commission and Vanuatu Qualifications Authority). Most payroll expenditure relates to teacher remuneration, with VUV 4,602,322,703 (88.7% of total MoET payroll expenditure in 2020) attributable to Early Childhood Care and Education (ECCE), Primary, Secondary and Tertiary and Vocational Education and Training (TVET) teacher and administrator remuneration. Total payroll expenditure in 2020 across different MoET cadres is reflected in the table and figure below.

² For comparability, these calculations exclude capital payments to Government Business Enterprises and debt principal repayments. These types of payments only apply to MFEM.

Table 1: MoET 2020 Payroll Expenditure, by Cadre

Cadre	2020 Expenditure	% of Total
ECCE teachers	284,156,261	5.5%
Primary teachers and administrators	2,146,091,082	41.4%
Secondary teachers and administrators	1,857,063,609	35.8%
TVET teachers and administrators	315,011,751	6.1%
MoET Headquarters	311,024,810	6.0%
MoET Provincial Education Officers (PEOs) ³	158,098,280	3.0%
MoET Cabinet	65,722,506	1.3%
MoET Commissions and Authorities	49,185,139	0.9%
Total	5,186,353,438	100.0%

Figure 4: MoET 2020 Payroll Expenditure Distribution, by Cadre



³ Here, MoET Provincial Education Offices include School Improvement Unit and Zone Curriculum Advisers

1.2 Operations

Operational costs include current expenses (including travel costs, supplies and utilities), grants issued to educational institutions and capital expenditures.

Grants represent almost a quarter (24.1%) of MoET's expenditure, and 79% of its operational expenditure, with VUV 1,801,645,827 issued to schools and other institutions in 2020. MoET's total grant budget and expenditure in 2020 is broken down in the table below.

Table 2: MoET 2020 Grant Budget and Expenditure, by Sector

Sector	Budget	Expenditure	Utilisation %
Primary	510,279,725	510,821,815	100.1%
Secondary ⁴	783,071,625	892,668,577	114.0%
PEO managed ⁵	-	3,155,286	
Tertiary ⁶	261,113,372	253,029,968	96.9%
Vanuatu Qualification Authority	66,331,000	66,331,000	100.0%
Other ⁷	-	75,639,181	
Total	1,620,795,722	1,801,645,827	111.2%

As outlined above, grant expenditure was significantly overspent in 2020, to the amount of VUV 180,850,105 (11.2%) against a budget allocation of VUV 1,620,795,722. Virements⁸ and supplementary budget appropriations⁹ were also issued in 2020 aimed, in part, at addressing the shortfall in the original budget appropriations. These included a supplementary appropriation of VUV 60,172,000 and a net virement of VUV 50,097,803 towards secondary school grants and tuition fee subsidies (a total of VUV 110,269,803 of additional budget).

Virements and supplementary appropriations were also issued to address shortfalls in teachers' salaries, including a supplementary appropriation of VUV 58,391,304 and a net virement of VUV 293,854,773 (a total of VUV 352,246,077). The majority of funding for these virements (both payroll and operations virements) was drawn from the human resources cost centre (VUV 333,753,467).

Beyond grants, MoET's other major operational expenditures in 2020 include termination (or severance) payments to staff, travel costs and capital expenditures.

Severance payments totalled VUV 183,143,460 in 2020, representing 8.0% of total operational expenditure. This also represented a significant overspend, with a budget of just VUV 63,766,880 for severances, ultimately overspent by 187% (VUV 119,376,580).

⁴ Secondary grants include both secondary school grants and secondary school tuition fee subsidies

⁵ Grants issued to PEOs are managed by PEOs on behalf of underperforming schools

⁶ Grants to tertiary institutions include the National University of Vanuatu, VITE and Vanuatu Institute of Technology

⁷ Other grants include VUV 400,000 issued by Cabinet and VUV 75,239,181 issued by FAD against maintenance and utilities contracts.

⁸ Virements relate to changes to the original budget allocation within a Ministry. These are requested by the Ministry (in this case, MoET) and reviewed, approved and processed by MFEM.

⁹ Supplementary budget appropriations relate to additional funding issued by the Ministerial Budget Committee during the budget year

Vanuatu Education Support Program Phase II

Mid-Year Context Analysis | September 2021

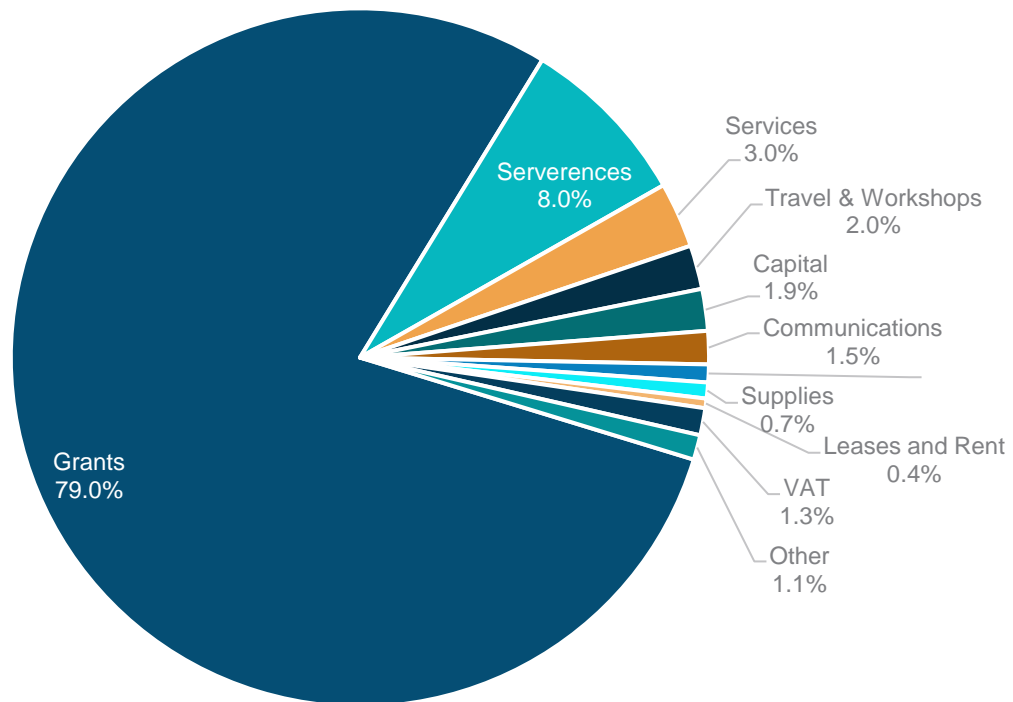
Travel-related costs, including subsistence allowance, local and international travel and accommodation, totalled VUV 46,320,312 in 2020. This represented 2.0% of total operational expenditure. Across these account codes, however, MoET had a combined underspend of VUV 40,311,049, with only 53.5% of the allocated budget spent during the year. Underspends apply across both local and international travel components, which suggests it is not entirely related to Coronavirus Disease of 2019 (COVID-19) travel restrictions.

Combined capital expenditures, including spending on new and renovated buildings, furniture, equipment and vehicles, represented 1.9% of total operational expenditure in 2020. Though a relatively small expenditure component, capital costs in 2020 exceeded the original recurrent budget allocation by 140.2%, with a total 2020 expenditure VUV 44,134,746 against a budget of VUV 18,371,871.

MoET's most significant operational underspend was for communication costs, to the amount of VUV 72,631,728, on internet and satellite communications, with only 1.9% of the allocated budget (VUV 74,038,710) spent.

The distribution of MoET's operational expenditure in 2020 is presented in the figure below.

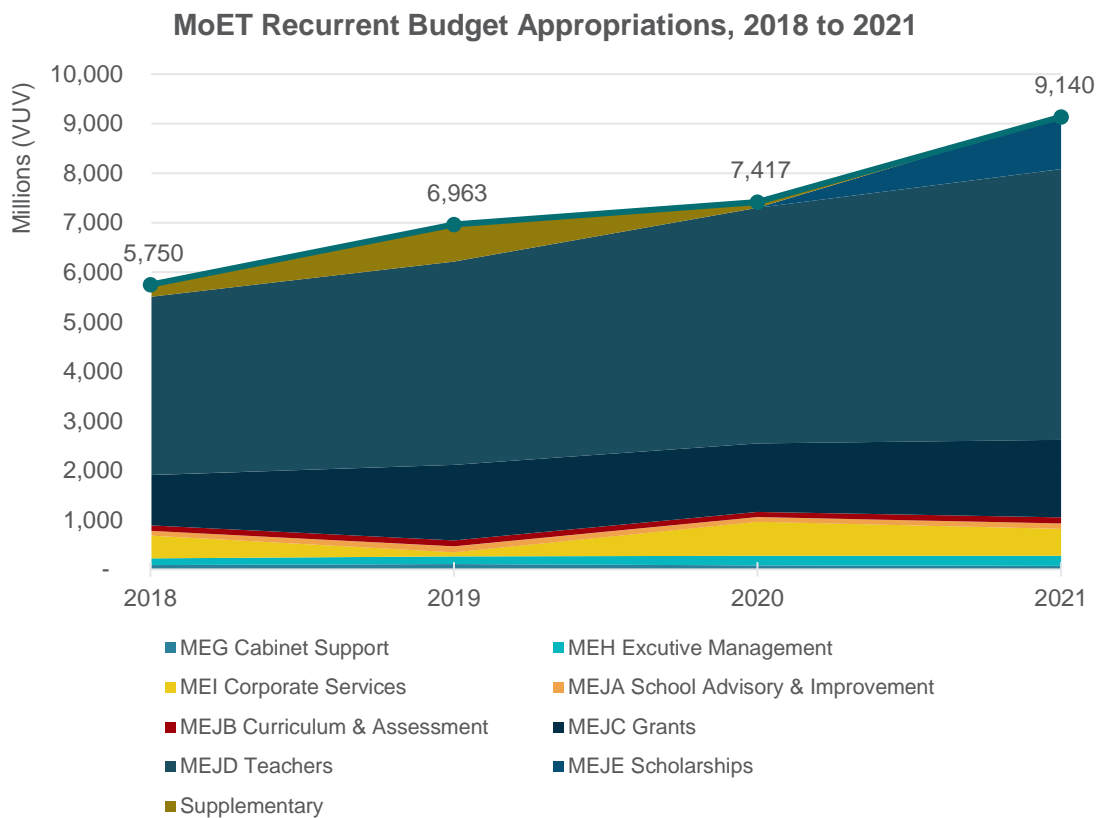
MoET 2020 Operational Expenditure Distribution, by Category



2 MoET 2021 Budget Execution

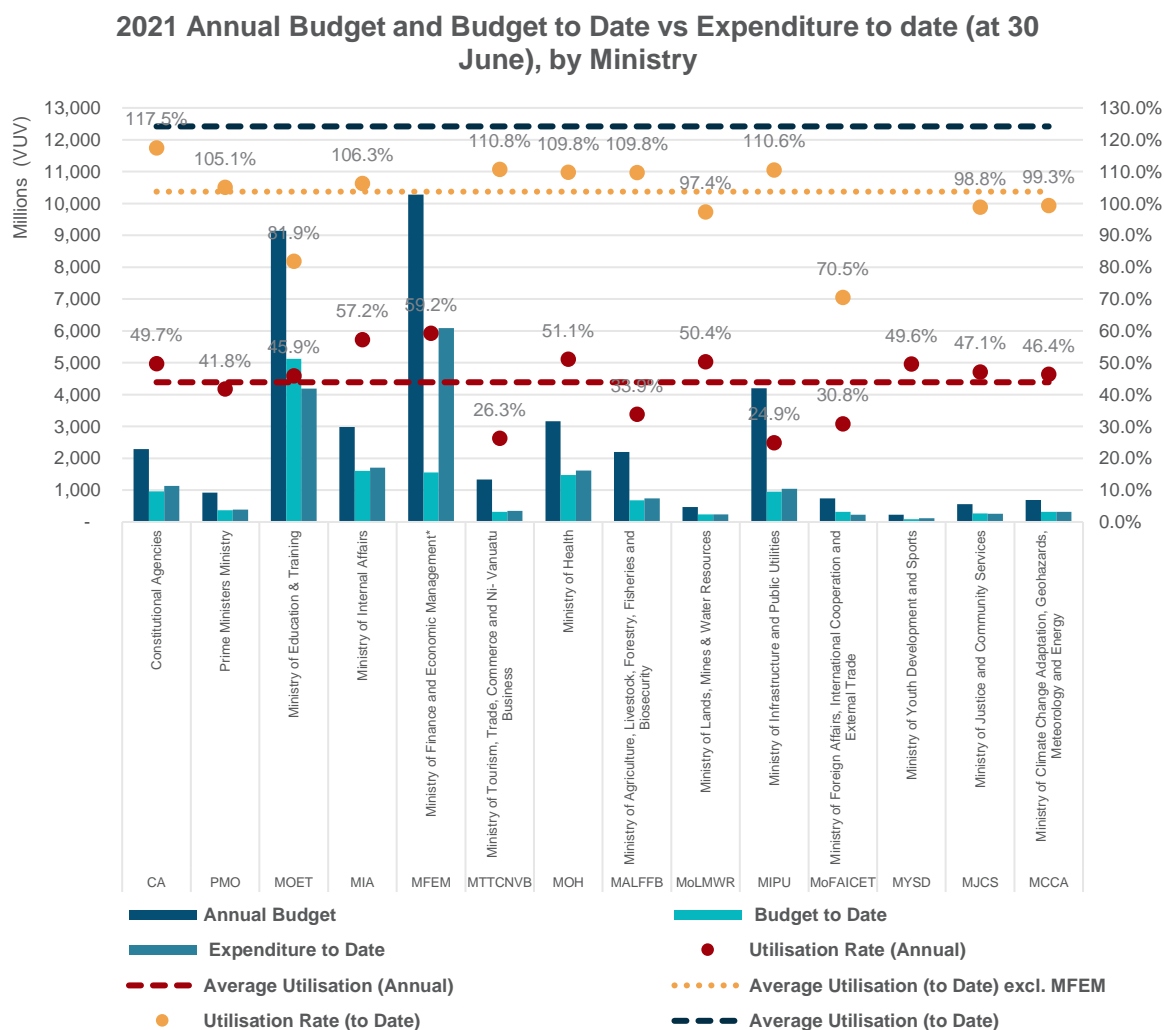
As reported in the 2020 context analysis, the budget appropriation for MoET has experienced a significant increase in 2021, to VUV 9,139,820,137, a growth of 23.2% (VUV 1,722,741,041) against the 2020 MoET budget. This increase relates mainly to the reallocation of the higher education scholarship program from the budget of MFEM to MoET's budget, and VUV 883,072,610 of New Policy Proposals (NPP) awarded to MoET in 2021. The change in MoET budget appropriations between 2018 and 2021 is reflected in the figure below.

Figure 5: MoET Budget Appropriations by Program (and Education Activity), 2018 to 2021



In the six (6) months to 30 June 2021, MoET had spent VUV 4,191,235,082. This represents 45.9% of its annual budget appropriation and 81.9% of the budget released within the first six (6) months of the year (VUV 5,118,642,497). MoET's utilisation rate against its annual budget allocation (45.9%) is comparable to other government ministries, for which the average is 43.9%. Comparative figures for other government ministries are presented in the figure below.

Figure 6: Government of Vanuatu 2021 Budget and Expenditure to 30 June, by Ministry

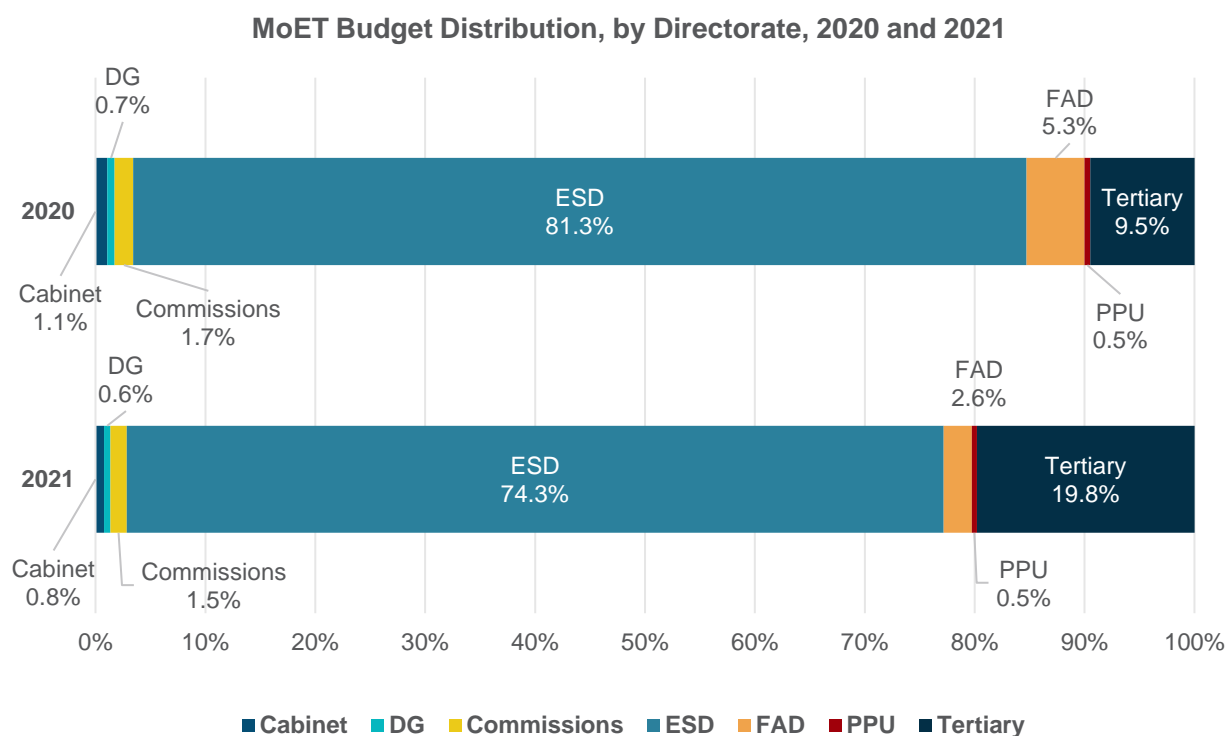


MoET’s utilisation rate against its budget to date (81.9%) is significantly lower than the government average of 124.2% ¹⁰ (or 103.7%, when excluding MFEM). This represents an underspend against the budget to date of VUV 927,407,415. Areas of underspend are discussed below.

With the introduction of the scholarships fund into MoET in 2021, the budget distribution within MoET has also shifted substantially. As noted above, payroll costs represented 69.5% of MoET’s budget in 2020 – in 2021, payroll is just 58.8% of the annual budget. Operations costs now represent 41.2% of MoET’s 2021 budget. The distribution across the directorates has also shifted, with the Tertiary Education Directorate now representing nearly one-fifth (19.8%) of MoET’s total 2021 budget. The budget distribution across directorates, including the change between 2020 and 2021 budget appropriations, is highlighted in the figure below.

¹⁰ This average, however, is skewed by MFEM, which has a budget utilization rate of 390.4% against its budget to date (likely a result of large expenditures against activities that were planned for the second half of the year). When removing MFEM, the average utilization rate across other government ministries is 103.7%.

Figure 7: MoET Budget Distribution by Directorate, 2020 and 2021



2.1 2021 Budget Changes

MoET has processed a number of virements in 2021, reallocating its original budget appropriation for 2021 across different programs, activities and cost centres. The major change was the reallocation of the VUV 838,369,211 scholarship fund from the (now redundant) Education Services program (code MEC) to the Education Services program (code MEJ), with the creation of a new activity (code MEJE) and cost centre (code 88DA) under the Tertiary Education Directorate for the ‘Vanuatu Government Scholarship Fund.’ In addition, virements were made out from the TVET unit cost centre (of VUV 305,953,208) to increase the scholarship fund to VUV 1,057,269,908.

Other virements include an additional budget allocation of VUV 6,598,208 to the Teacher Services Commission, VUV 7,613,620 for Post-School Education and Training teachers’ remuneration and VUV 97,609,234 for secondary teachers’ remuneration. These too were funded through the reduction to the TVET unit cost centre (with a remaining annual budget of VUV 59,477,916) as well as a slight reduction to the primary teachers remuneration cost centre of VUV 20,333,119 (representing just 0.8% of the original annual budget allocation to this cost centre).

2.2 2021 Expenditure to Date

MoET's major expenditure items for the year to June 2021 included salaries, grants and scholarship allowances, which combined account for 95.1% of MoET's total expenditure for the year.

MoET has spent VUV 2,449,736,336 on routine payroll costs, such as permanent wages, provident fund contributions and scheduled allowances (i.e., family allowance and housing allowances) to June. This represents 99.2% of the total payroll expenditure (of VUV 2,468,345,687), and 52.7% of MoET's overall 2021 expenditure to June.

Grants to schools and other institutions still represent MoET's highest single operational costs, with VUV 989,937,980 spent in the year to June 2021 (representing 57.3% of total operational expenditure to date).

Scholarship payments, including tuition fees and allowances, represent 31.9% of MoET's operational expenditure for 2021 (VUV 551,521,436 to June). Allowances represent 58.7% (VUV 323,691,180) of this figure, with tuition fees representing there remaining 41.3% (VUV 227,830,256). Despite these large expenditure figures, the scholarship fund more broadly is still underspent against its budget to date. Total expenditure against the scholarships fund (which includes costs related to scholarship administration) is VUV 615,974,221, against a budget to June of VUV 913,085,308, representing an underspend of 32.5% (VUV 297,111,087).

Notably, MoET's expenditure against its NPP requests for 2021 is very low. Only VUV 332,239 has been spent so far against one NPP (for secondary curriculum reform), representing just 0.04% of the total budget for NPPs allocated to MoET in 2021 (VUV 883,072,610). The list of NPPs for 2021 is presented in the table below.

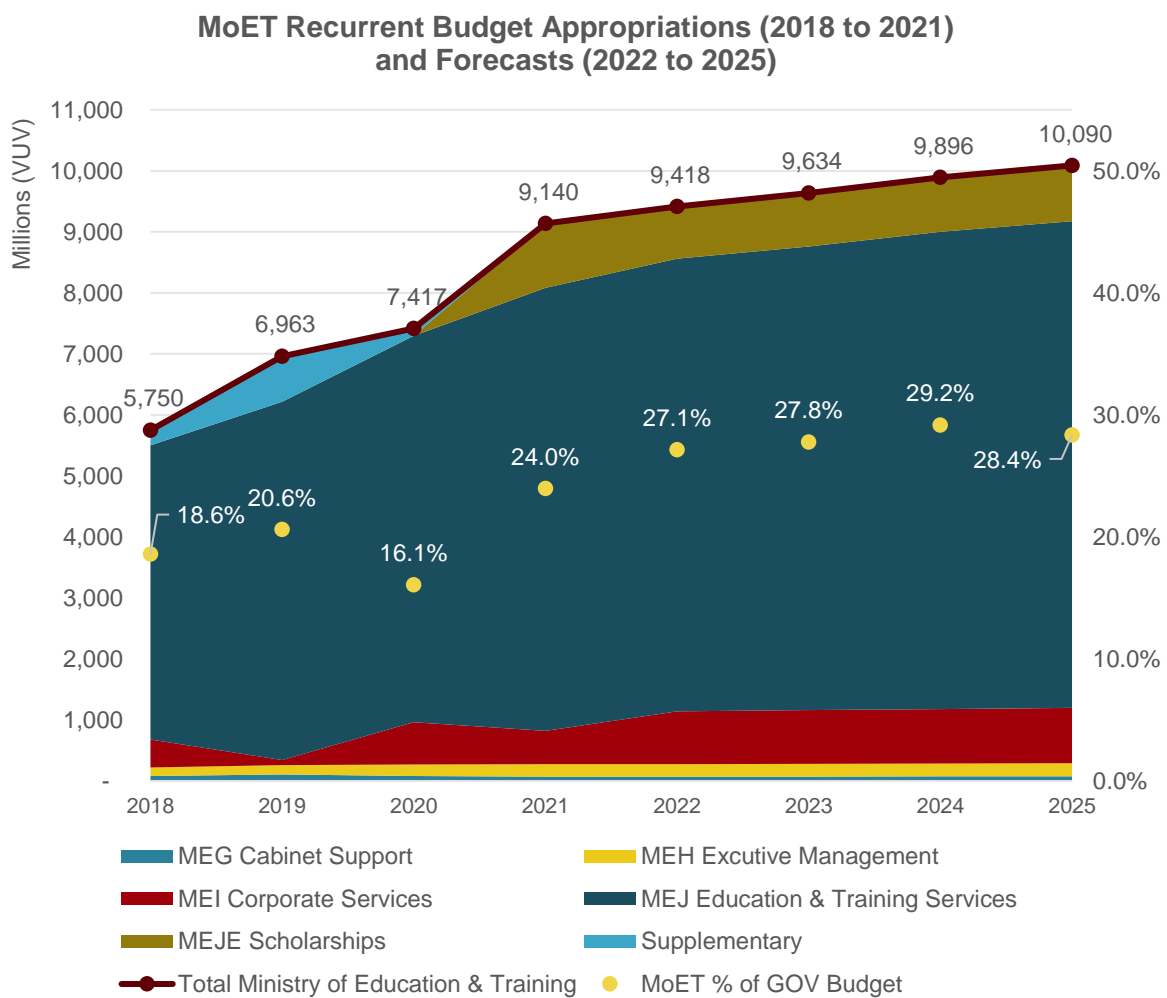
Table 3: 2021 MoET New Policy Proposals

Code	Description	Annual Budget (VUV)	Expenditure to June 2021 (VUV)
21A153	Secondary Curriculum Reform	9,873,000	332,239
21B153	School Principals & Deputy Principals Remuneration	86,892,000	-
21C153	Phase Payment of Kindergarten Tuition Fee Grant by 25%	27,389,250	-
21B155	Strengthening the Vanuatu Qualifications Authority's operations	5,000,000	-
21A182	Teachers Severance Entitlement and Recruitment Plan	753,918,360	-
Total		883,072,610	332,239

2.3 Expected Budget Changes

As noted above, MoET’s budget appropriation has grown significantly in the past few years, with a marked increase in 2021, taking MoET’s budget above VUV 9 billion for the first time. The upwards trajectory is expected to continue over the four (4) year forward estimates period. This is due to the government assigning consistent increases to MoET’s budget appropriation between 2022 and 2025 in the Medium-Term Expenditure Framework¹¹. These budget increases represent both an actual increase in MoET’s budget ceiling, as well as a relative increase across government, with MoET’s share of the total government budget increasing from 24.0% in 2021 to an expected high of 29.2% in 2024.¹² MoET’s 2018 to 2021 budget appropriations, and 2022 to 2025 budget forecast as per the Medium-Term Expenditure Framework, are presented in the figure below.

Figure 8: MoET Budget Appropriations and Forecasts by Program, 2018 to 2025



¹¹ Though the Medium-Term Expenditure Framework does not guarantee budget allocations over the forward estimates period, it provides an indication of government priorities and plans in the medium term

¹² Per Medium-Term Expenditure Framework published in the 2021 Budget Book

2.4 2021 Supplementary Requests

Notwithstanding the expected budget increases over the medium term noted above, MoET has also submitted requests for supplementary appropriations in 2021. These include:

- VUV 131,418,891 to cover the expected budget shortfall for the secondary (Years 7 to 10) tuition fee subsidy. This reportedly allows a 16% increase in 2021 enrolments (with an additional 3,009 students, for a total enrolment of 21,497 students in these cohorts). VT42,000 is paid to schools for each student enrolled.
- VUV 7,901,994 for salary and other entitlements for the Chairperson of the National Scholarships and Training Board.
- VUV 3,434,424 for an additional chaplain and handyman for MoET Cabinet. This supplementary request has been made for all government ministries in response to a Council of Ministers (COM) decision earlier in the year.

At the time of reporting, these supplementary appropriation requests had not been approved and entered into the Vanuatu Budget Management System.

2.5 2022 Budget Submission

MoET's budget ceiling is expected to increase again in 2022, with the Ministerial Budget Committee allocating an indicative budget ceiling to MoET of VUV 9,368,908,463.¹³

At the time of reporting, Ministerial Budget Committee was still considering MoET's 2022 budget submission. Therefore, the split of the budget ceiling across MoET directorates is not yet clear. However, based on the 2022 budget timetable¹⁴, Ministerial Budget Committee is to finalise its budget deliberations by mid-August. The draft budget will be circulated to COM by the end of August and the 2022 Appropriations Bill to members of parliament by mid-September.

As part of its 2022 budget submission, MoET also submitted NPPs totalling more than VUV 4 billion, seeking additional funding beyond its allocated budget ceiling. These NPPs are listed in the table below.

¹³ Per the Financial Circular No. 5 of 2021, published on 14 May 2021

¹⁴ Issued by MFEM as part of Financial Circular No. 5 of 2021, published on 14 May 2021

Vanuatu Education Support Program Phase II

Mid-Year Context Analysis | September 2021

Table 4: 2022 MoET New Policy Proposals

Code	Description	Ministry Budget (VUV)
22A151	OSA Staff Additional One Month Gratuity Payment	8,767,994
Subtotal	Cabinet	8,767,994
22A153	ECCE Teachers Government Remuneration Tribunal (GRT) Determination, Housing Allowance & Child Allowance	524,104,283
22B153	Government to Phase Payment of Kindergarten Tuition Fee Grant by 25%	13,694,625
22C153	Shefa Rural School Solar Light	5,828,489
22D153	Internet connectivity improvement for schools, rural training centres & PEOs	146,289,600
22E153	Expansion of Tuition Fee Program to Senior Secondary Level: Years 11 to 13/14	349,985,153
22F153	School Principals & Deputy Principals Recruitment Plan	232,736,419
22G153	Payroll Entitlements For Schools Support Staff: GRT Determination No.19 of 2019	1,407,517,273
Subtotal	Education Service Directorate	2,680,155,842
22A155	Teachers Legal Claims: 2006-2017	538,350,204
22B155	Housing Allowance Entitlement for All Teachers	283,885,232
22C155	Teaching Service Commission Operation Budget Support	13,399,740
Subtotal	Education Commissions and Councils	835,635,176
22A188	National University of Vanuatu Development Project	44,536,000
22B188	Current Vanuatu Institute of Teacher Education (VITE) Staff Severance Payment	412,579,971
22C188	Vanuatu Government Scholarship fund: Budget Support	134,659,828
Subtotal	Tertiary Education Directorate	591,775,799
Total		4,116,334,811

Vanuatu Education Support Program Phase II

Mid-Year Context Analysis | September 2021

3 New policy developments

A range of policy and programming developments have occurred in the first half of 2021. These include regulatory changes, political developments and new partner programs.

3.1 MoET policies and regulatory changes

Director General approved the guidelines for selecting the working group members that will undertake reviews of the inclusive education policies, gender equality, children safeguarding and disability inclusion policies. The guidelines state that only representatives from organisations implementing initiatives in inclusive education, disability, promotion of gender equality and child protection in Vanuatu are eligible to participate.

MoET has also started to review its 2014 Education Act. The review process is expected to be finalized in late 2021.

3.2 Regulatory developments

In July 2021, MFEM has issued new regulations under the Public Finance and Economic Management Act and Government Contracts and Tenders Act. These regulations will lead to some significant changes in the way government ministries manage and report on finances. Broadly, these regulations enable more freedom for government ministries to operate but impose greater review and accountability mechanisms on these operations. One key change, for example, is in the structure of the ministries' audit committees. These now include independent members and will have a broader remit to monitor system-wide risks (not just financial).

The Public Service Commission has also made minor amendments to the policy on per diems. The VUV 5,000 daily subsistence allowance rate now excludes accommodation costs, which must be covered separately by the relevant department.

3.3 Political changes

In July 2021, a new Minister of Education and Training was appointed - Honourable Samson Samsen. Minister Samsen, who was previously the fourth deputy Speaker of parliament, represents the constituency of Santo Rural. This is his first ministerial portfolio. He was previously caretaker Minister of Youth and Sport (2015-2016).

In addition, potential changes related to the dissolution of the Ministry of Justice and Community Services, which the Government flagged in late 2020, may also have implications for MoET. As the proposed dissolution of the ministry is reportedly related to the planned creation of a new Ministry of Oceans, the functions of the Ministry of Justice and Community Services will need to be absorbed into other government ministries.

3.4 Development Partners

In early 2021, as the grant agent for the Global Partnership for Education (GPE), Save the Children Australia has signed a financing agreement with MoET for the Education Sector Program Implementation Grant. This grant will run from 2021 to 2023, with up to USD3 million in funding allocated over that period. There may be implications for MoET's recurrent budget, with co-contributions required for some program areas (such as a commitment by MoET to cover payroll costs for inclusive education coordinators at PEOs). Table 5¹⁵ below presents VESP critical education partners for each of the program areas of support.

¹⁵ The numbering in the table 5 represents the numbering used by the different partners in their respective planning documents.

Vanuatu Education Support Program Phase II

Mid-Year Context Analysis | September 2021

The ADB has started to engage MoET to prepare a new investment. There is no definition about the focus of this future investment. A follow-up mission is expected to take place in Q1 2022, with the goal of developing a project concept paper, to be approved in 2023.

Table 5: MOET, VESP and Development Partners

VESP Outputs	VESP (2021 AP)	Save the Children/GPE	UNICEF
Output 1.1. - Principals have increased ability to lead and manage school improvement, including engagement with the community	9 sub-activities (1.1.1. to 1.2.5) under Area 1 – Access	Education Sector Program Implementation Grant (ESPIG): Outcome 1 & 2. 1- Training on classroom library for PEO, School Improvement Officer (SIO) & EMO. 2- Biannual national Professional Development (PD) workshop;	Parent Support Program (PSP) (3.1.4.1 & 3.1.4.2) Consultations on teacher and principals PD (3.2.1.1)
Output 1.2. - Provincial office staff have increased capability and confidence to support school improvement	2 sub-activities (1.3.1. to 1.3.2) under Area 1 – Access	ESPIG: Outcome 1- Training on classroom library for PEO, SIO & EMO	
Output 2.1 - Teachers and principals have increased capacity to implement the K-6 curriculum	15 sub-activities (2.1.1 to 2.4.3) under Area 2 – Quality	ESPIG: Outcome 2 & 3. 2 – Training to IERC teachers. 3 – ECCE pre-service unit support	ECCE (3.1.1.5 & 3.1.2.3) Consultations on teacher and principals PD (3.2.1.1)
Output 3.1 - MoET has improved capacity to manage system performance data for evidence-based decision-making	10 sub-activities (3.1.1 to 3.1.7.D) under Area 3 – Management		Minimum Quality Standards (3.2.6.1) OEMIS (3.2.3.4)
Output 3.2 - MoET is better prepared to manage continuity of learning in emergency or disaster situation	2 sub-activities (3.2.1 and 3.2.2) under Area 3 – Management	GPE: Emergency funds (COVID-19 and Tropical Cyclone Harold)	Education in Emergencies & Disaster Risk Reduction (3.3.1.1 through 3.3.2.5)

